

Statement Showing Shareholding Pattern

Category code	Category of Shareholder	Table (I)(a)						Shares Pledged or otherwise encumbered	
		Number of Shareholders	Total number of shares	Number of shares held in dematerialized form	Total shareholding as a percentage of total number of shares		Number of shares	As a percentage	
					As a percentage of (A+B)(1)	As a percentage of (A+B+C)			
(II)	(III)	(IV)	(V)	(VI)	(VII)	(VIII)	(IX) = (VIII)/(IV)*		
(A)	Shareholding of Promoter and Promoter Group ²								
	1 India								
(a)	Individuals/ HUF	0	0	0	0.00	0.00	0	0.00	
(b)	Central Govt./ State Govt.(s)	0	0	0	0.00	0.00	0	0.00	
(c)	Bodies Corporate	1	178862	178862	73.00	73.00	0	0.00	
(d)	Financial Institutions/ Banks	0	0	0	0.00	0.00	0	0.00	
(e)	Any Others(Specify)								
(e-i)	Trusts				0.00	0.00		0.00	
(e-ii)	Directors				0.00	0.00		0.00	
	Sub Total(A)(1)	1	178862	178862	73.00	73.00	0	0.00	
	2 Foreign								
a	Individuals (NRI/Foreign Individuals)	0	0	0	0.00	0.00	0	0.00	
b	Bodies Corporate	0	0	0	0.00	0.00	0	0.00	
c	Institutions	0	0	0	0.00	0.00	0	0.00	
d	Qualified Foreign Investor	0	0	0	0.00	0.00	0	0.00	
e	Any Others(Specify)	0	0	0	0.00	0.00	0	0.00	
	Sub Total(A)(2)	0	0	0	0.00	0.00	0	0.00	
	Total Shareholding of Promoter and Promoter Group (A)= (A)(1)+(A)(2)	1	178862	178862	73.00	73.00	0	0.00	
(B)	Public shareholding								
	1 Institutions								
(a)	Mutual Funds/ UTI	0	0	0	0.00	0.00	0	0.00	
(b)	Financial Institutions / Banks	0	0	0	0.00	0.00	0	0.00	
(c)	Central Government/ State Government(s)	0	0	0	0.00	0.00	0	0.00	
(d)	Venture Capital Funds	0	0	0	0.00	0.00	0	0.00	
(e)	Insurance Companies	0	0	0	0.00	0.00	0	0.00	
(f)	Foreign Institutional Investors	0	0	0	0.00	0.00	0	0.00	
(g)	Foreign Venture Capital Investors	0	0	0	0.00	0.00	0	0.00	
(h)	Qualified Foreign Investor	0	0	0	0.00	0.00	0	0.00	
(i)	Any Other (specify)	0	0	0	0.00	0.00	0	0.00	
	Sub-Total (B)(1)	0	0	0	0.00	0.00	0	0.00	
	B 2 Non-Institutions								
(a)	Bodies Corporate	9	1767	1767	0.72	0.72	0	0.00	
(b)	Individuals								
I.	Ind-Hold nominal shr capital upto Rs.1L	196	64346	35696	26.26	26.26	0	0.00	
II.	Ind-Hold nominal shr capital in excess of Rs.1L	0	0	0	0.00	0.00	0	0.00	
(c)	Qualified Foreign Investor	0	0	0	0.00	0.00	0	0.00	
(d)	Any Other (specify)								
(d-i)	Others	0	0	0	0.00	0.00	0	0.00	
(d-ii)	Clearing member	1	25	25	0.01	0.01	0	0.00	
(d-iii)	NRIs	0	0	0	0.00	0.00	0	0.00	
(d-iv)	NRI Corp Bodies	0	0	0	0.00	0.00	0	0.00	
(d-v)	Foreign Corp Bodies (Including FDI)	0	0	0	0.00	0.00	0	0.00	
(d-vi)	Customers	0	0	0	0.00	0.00	0	0.00	
(d-vii)	Suppliers	0	0	0	0.00	0.00	0	0.00	
(d-viii)	Foreign Nationals	0	0	0	0.00	0.00	0	0.00	
(d-ix)	Trusts	0	0	0	0.00	0.00	0	0.00	
(d-x)	Foreign (Promoters)	0	0	0	0.00	0.00	0	0.00	
(d-xi)	Directors	0	0	0	0.00	0.00	0	0.00	
(d-xii)	Directors Relatives	0	0	0	0.00	0.00	0	0.00	
(d-xiii)	Foreign Individuals (Including FDI)	0	0	0	0.00	0.00	0	0.00	
	Sub-Total (B)(2)	196	66138	37488	27.00	27.00	0	0.00	
	Total Public Shareholding (B)= (B)(1)+(B)(2)	196	66138	37488	27.00	27.00	0	0.00	
	TOTAL (A)+(B)	197	245000	216350	100.00	100.00	0	0.00	
(C)	Shares held by Custodians and against which Depository Receipts have been issued								
1	Promoter and Promoter Group	0	0	0	0.00	0.00	0	0.00	
2	Public	0	0	0	0.00	0.00	0	0.00	
	Sub-Total (C)	0	0	0	0.00	0.00	0	0.00	
	GRAND TOTAL (A)+(B)+(C)	197	245000	216350	100.00	100.00	0	0.00	


OMNITECH PETROLEUM LIMITED

Director / Authorised Signatory

Sr.No. Notes

- 1
- 2
- 3
- 4
- 5
- 6
- 7
- 8
- 9

OMNITECH PETROLEUM LIMITED


Director / Authorised Signatory

(I)(b) Statement showing holding of securities (including shares, warrants, convertible securities) of persons belonging to the category "Promoter and Promoter Group"

Sr. No.	Name of the shareholder	Details of Shares held			Encumbered shares (*)		Details of warrants		Details of convertible securities		Total shares (including underlying shares assuming full conversion of warrants and convertible securities) as a % of diluted share capital
		Number of shares held	As a % of grand total (A)+(B)+(C)	No.	As a percentage	As a % of grand total (A)+(B)+(C) of sub-clause (I)(a)	Number of warrants held	As a % Total Number of warrants of the same Class	Number of convertible securities held	As a % Total Number of convertible securities of the same Class	
(I)	(II)	(III)	(IV)	(V)	(VI)	(VII)	(VIII)	(IX)	(X)	(XI)	(XII)
1	DUNHIL HEALTH	178862	73.01	0	0.00	0.00	0	0.00	0	0.00	0.00
TOTAL		178862	73.01	0	0.00	0.00	0	0.00	0	0.00	0.00

(*) The term "encumbrance" has the same meaning as assigned to it in regulation 28(3) of the SAST Regulations, 2011


OMNITECH PETROLEUM LIMITED

[Signature]
Director / Authorised Signatory

(I)(c) Statement showing holding of securities (including shares, warrants, convertible securities) of persons belonging to the category "Public" and holding more than 1% of the total number of shares

Sr. No.	Name of the shareholder	Number of shares held	Shares as a percentage of total number of shares {i.e., Grand Total (A)+(B)+(C) indicated in Statement at para (I)(a) above}	Details of warrants		Details of		Total shares (including underlying shares assuming full Conversion of warrants and convertible securities) as a % of diluted share capital
				Number of warrants held	As a % Total Number of warrants of the same Class	Number of convertible securities held	As a % Total Number of convertible securities of the same Class	
1	MAHESH KUMAR KAYAN	6982	2.85	0	0.00	0.00	0	0.00
2	RACHITA KAYAN	9788	4.00	0	0.00	0.00	0	0.00
3	USHA KAYAN	8633	3.52	0	0.00	0.00	0	0.00
	TOTAL	25403	10.37	0	0.00	0.00	0	0.00

OMNITECH PETROLEUM LIMITED


Director / Authorised Signatory

(I)(c)(i) Statement showing holding of securities (including shares, warrants, convertible securities) of persons (together with PAC) belonging to the category "Public" and holding more than 5% of the total number of shares of the company.

Sr. No.	Name(s) of the shareholder(s) and the Persons Acting in Concert (PAC) with them	Number of shares	Shares as a percentage of total number of shares (i.e., Grand Total (A)+(B)+(C) indicated in Statement at para (I)(a) above)	Details of warrants		Details of convertible securities		Total shares (including underlying shares assuming full Conversion of warrants and convertible securities) as a % of diluted share capital
				Number of warrants	As a % Total Number of warrants of the same Class	Number of convertible securities held	% w.r.t Total Number of convertible securities of the same Class	
1	TOTAL	0	0.00	0	0.00	0	0.00	0.00
		0	0.00	0	0.00	0	0.00	0.00

OMNITECH PETROLEUM LIMITED

[Signature]
Director | Authorised Signatory

(1)(d) Statement showing details of locked-in shares.

Sr. No.	Name of the shareholder	Number of locked-in shares	Locked-in shares as a percentage of total number of shares (i.e., Grand Total (A)+(B)+(C) indicated in Statement at para (1)(a) above}	Promoter / Promoter Group / Public
1		0		0.00
	TOTAL	0		0.00


OMNITECH PETROLEUM LIMITED

Director | Authorised Signatory

(II)(a) Statement showing details of Depository Receipts (DRs)


Sr. No.	Type of outstanding DR (ADRs, GDRs, SDRs, etc.)	Number of outstanding DRs	Number of shares underlying outstanding DRs	Shares underlying outstanding DRs as a percentage of total number of shares {i.e., Grand Total (A)+(B)+(C) indicated in Statement at para (I)(a) above}
1	TOTAL	0	0	0

OMNITECH PETROLEUM LIMITED


Director / Authorised Signatory

(II)(b) Statement showing holding of Depository Receipts (DRs), where underlying shares held by 'promoter/promoter group' are in excess of 1% of the total number of shares.

Sr. No.	Name of the DR Holder	Type of outstanding DR (ADRs, GDRs, SDRs, etc.)	Number of shares underlying outstanding DRs	Shares underlying outstanding DRs as a percentage of total number of shares {i.e., Grand Total (A)+(B)+(C) indicated in Statement at para (I)(a) above}
1			0	0
	TOTAL		0	0

OMNITECH PETROLEUM LIMITED

Director | Authorised Signatory