

Introductory sub-table (I)(a)

Name of the Company:
Scrip Code, Name of the scrip, class of security:
Quarter ended:

TRINITY TRADELINK LTD
X
31/03/2013

Partly paid-up shares:-	No. of partly paid-up shares	As a % of total no. of partly paid-up shares	As a % of total no. of shares of the company
Held by promoter/promoter group	NIL	NIL	NIL
Held by public	NIL	NIL	NIL
Total - D	NIL	NIL	NIL
Outstanding convertible securities:-	No. of outstanding securities	As a % of total no. of outstanding convertible securities	As a % of total no. of shares of the company, assuming full conversion of the convertible securities
Held by promoter/promoter group	NIL	NIL	NIL
Held by public	NIL	NIL	NIL
Total - E	NIL	NIL	NIL
Warrants:-	No. of warrants	As a % of total no. of warrants	As a % of total no. of shares of the company, assuming full conversion of warrants
Held by promoter/promoter group	NIL	NIL	NIL
Held by public	NIL	NIL	NIL
Total - F	NIL	NIL	NIL
Total paid-up capital of the company, assuming full conversion of warrants and convertible securities		26010805	

For TRINITY TRADELINK LIMITED

Authorised Signatory Director

Company Name: TRINITY TRADELINK LTD

Statement Showing Shareholding Pattern

Category code	Category of Shareholder	Number of Shareholders	Total number of shares	Table (I)(a)		Total shareholding as a percentage of total number of shares		Shares Pledged or otherwise encumbered	
				Number of shares held in dematerialized form	Number of shares held in physical form	As a percentage of (A+B)(1)	As a percentage of (A+B)(2)	Number of shares	As a percentage (D)= (VIII)/(IV)*1
(I)	(II)	(III)	(IV)	(V)	(VI)	(VII)	(VIII)	(IX)	(X)
(A)	Shareholding of Promoter and Promoter Group²								
	1 Indian								
(a)	Individuals/ HUF	1	100	0	0.00	0.00	0	0.00	
(b)	Central Govt./ State Govt.(s)	0	0	0	0.00	0.00	0	0.00	
(c)	Bodies Corporate	2	7427500	7350000	28.56	28.56	0	0.00	
(d)	Financial Institutions/ Banks	0	0	0	0.00	0.00	0	0.00	
(e)	Any Others/Specify)	0	0	0	0.00	0.00	0	0.00	
(e-1)	Trusts	2	317750	317750	1.22	1.22	0	0.00	
(e-2)	Directors	2	1154650	1154650	4.44	4.44	0	0.00	
	Sub Total(A)(1)	7	8900000	8822300	34.22	34.22	0	0.00	
	2 Foreign								
a	Individuals (NRI/Foreign Individuals)	0	0	0	0.00	0.00	0	0.00	
b	Bodies Corporate	0	0	0	0.00	0.00	0	0.00	
c	Institutions	0	0	0	0.00	0.00	0	0.00	
d	Qualified Foreign Investor	0	0	0	0.00	0.00	0	0.00	
e	Any Others/Specify)	0	0	0	0.00	0.00	0	0.00	
	Sub Total(A)(2)	0	0	0	0.00	0.00	0	0.00	
	Total Shareholding of Promoter and Promoter Group (A)= (A)(1)+(A)(2)	7	8900000	8822300	34.22	34.22	0	0.00	
(B)	Public shareholding								
	1 Institutions								
(a)	Mutual Funds/ UTI	0	0	0	0.00	0.00	0	0.00	
(b)	Financial Institutions / Banks	0	0	0	0.00	0.00	0	0.00	
(c)	Central Government/ State Government(s)	0	0	0	0.00	0.00	0	0.00	
(d)	Venture Capital Funds	0	0	0	0.00	0.00	0	0.00	
(e)	Insurance Companies	0	0	0	0.00	0.00	0	0.00	
(f)	Foreign Institutional Investors	0	0	0	0.00	0.00	0	0.00	
(g)	Foreign Venture Capital Investors	0	0	0	0.00	0.00	0	0.00	
(h)	Qualified Foreign Investor	0	0	0	0.00	0.00	0	0.00	
(i)	Any Other (specify)	0	0	0	0.00	0.00	0	0.00	
	Sub-Total (B)(1)	0	0	0	0.00	0.00	0	0.00	
	B 2 Non-institutions								
(A)	Bodies Corporate	5	663250	0	2.55	2.55	0	0.00	
(B)	Individuals								
I	Ins-Hold nominal shr capital upto Rs.1L	691	494855	3695200	19.03	19.03	0	0.00	
II	Ins-Hold nominal shr capital in excess of Rs.1L	358	1138640	7344000	43.78	43.78	0	0.00	
(C)	Qualified Foreign Investor	0	0	0	0.00	0.00	0	0.00	
(d)	Any Other (specify)	0	0	0	0.00	0.00	0	0.00	
(d-i)	Others	0	0	0	0.00	0.00	0	0.00	
(d-ii)	Clearing member	0	0	0	0.00	0.00	0	0.00	
(d-iii)	NRI	0	0	0	0.00	0.00	0	0.00	
(d-iv)	NRI Corp Bodies	0	0	0	0.00	0.00	0	0.00	
(d-v)	Foreign Corp Bodies (Including FDI)	0	0	0	0.00	0.00	0	0.00	
(d-vi)	Customers	0	0	0	0.00	0.00	0	0.00	
(d-vii)	Suppliers	0	0	0	0.00	0.00	0	0.00	
(d-viii)	Foreign Nationals	0	0	0	0.00	0.00	0	0.00	
(d-ix)	Trusts	6	112500	22500	0.43	0.43	0	0.00	
(d-x)	Foreign (Promoters)	0	0	0	0.00	0.00	0	0.00	
(d-xi)	Directors	0	0	0	0.00	0.00	0	0.00	
(d-xii)	Directors Relatives	0	0	0	0.00	0.00	0	0.00	
(d-xiii)	Foreign Individuals (Including FDI)	0	0	0	0.00	0.00	0	0.00	
	Sub-Total (B)(2)	1055	17110805	19884200	65.78	65.78	0	0.00	
(B)	Total Public Shareholding (B)= (B)(1)+(B)(2)	1069	17110805	19884200	65.78	65.78	0	0.00	
	TOTAL (A)+(B)	1067	26010805	19884200	100.00	100.00	0	0.00	
(C)	Shares held by Custodians and against which Depository Receipts have been issued								
	1 Promoter and Promoter Group	0	0	0	0.00	0.00	0	0.00	
	2 Public	0	0	0	0.00	0.00	0	0.00	
	Sub-Total (C)	0	0	0	0.00	0.00	0	0.00	
	GRAND TOTAL (A)+(B)+(C)	1067	26010805	19884200	100.00	100.00	0	0.00	

for TRINITY TRADELINK LIMITED

Authorised Signatory/Director

Sr.No. Notes

- 1
- 2
- 3
- 4
- 5
- 6
- 7
- 8
- 9

for TRINITY TRADELINK LIMITED


Authorized Signatory/Director

(I) (I) Statement showing holding of securities (including shares, warrants, convertible securities) of persons belonging to the category "Promoter and Promoter Group"

Sr. No.	Name of the shareholder	Details of Shares held		Encumbered shares (*)			Details of warrants		Details of convertible securities		Total shares (including underlying shares assuming full conversion of warrants and convertible securities) as a % of diluted share capital
		Number of shares held	As a % of grand total (A) + (B) + (C)	No.	As a percentage	As a % of grand total (A)+(B)+(C) of sub-clause (I)(a)	Number of warrants held	As a % Total Number of warrants of the same Class	Number of convertible securities held	As a % Total Number of convertible securities of the same Class	
(I)	(II)	(III)	(IV)	(V)	(VI)	(VII)	(VIII)	(IX)	(X)	(XI)	(XII)
1	DUNHIL HEALTHCARE PRIVATE LIMITED	7350000	28.26	0	0.00	0.00	0	0	0	0	0
2	VIKRANT KAYAN	1154550	4.44	0	0.00	0.00	0	0	0	0	0
3	SHALENI KAYAN	100	0.00	0	0.00	0.00	0	0	0	0	0
4	SHARAD JHUNJHUNWALA	100	0.00	0	0.00	0.00	0	0	0	0	0
5	DEVANSH KAYAN BENEFICIARY TRUST	160250	0.62	0	0.00	0.00	0	0	0	0	0
6	TANVI KAYAN PRIVILEGE TRUST	157500	0.61	0	0.00	0.00	0	0	0	0	0
7	TRUST HOUSE SECURITIES PVT LTD	77500	0.30	0	0.00	0.00	0	0.00	0	0.00	0.00
	TOTAL	8900000	34.22	0	0.00	0.00	0	0.00	0	0.00	0.00

(*) The term "encumbrance" has the same meaning as assigned to it in regulation 28(3) of the SAST Regulations, 2011

for TRINITY TRADELINK LIMITED

Authorised Signatory Director

(1)(c) Statement showing holding of securities (including shares, warrants, convertible securities) of persons belonging to the category "Public" and holding more than 1% of the total number of shares

Sr. No.	Name of the shareholder	Number of shares held	Shares as a percentage of total number of shares (i.e., Grand Total (A)+(B)+(C) indicated in Statement at para (1)(a) above)	Details of warrants		Details of		Total shares (including underlying shares assuming full Conversion of warrants and convertible securities) as a % of diluted share capital
				Number of warrants held	As a % Total Number of warrants of the same Class	Number of convertible securities held	As a % Total Number of convertible securities of the same Class	
1	AMARKANTAK PROCON PVT LTD	300000	1.15	0	0.00	0.00	0	0.00
2	HIGHLAND COAL PVT LTD	300000	1.15	0	0.00	0.00	0	0.00
3	MUKESH JAIN	280000	1.08	0	0.00	0.00	0	0.00
	TOTAL	880000	3.38	0	0.00	0.00	0	0.00


for TRINITY TRADELINK LIMITED

Authorised Signatory/Director

(I)(c)(i) Statement showing holding of securities (including shares, warrants, convertible securities) of persons (together with PAC) belonging to the category "Public" and holding more than 5% of the total number of shares of the company.

Sr. No.	Name(s) of the shareholder(s) and the Persons Acting in Concert (PAC) with them	Number of shares	Shares as a percentage of total number of shares (i.e., Grand Total (A)+(B)+(C) indicated in Statement at	Details of warrants		Details of convertible		Total shares (including underlying shares assuming full Conversion of warrants and convertible securities) as a % of diluted share capital
				Number of warrants	As a % Total Number of warrants of the same Class	Number of convertible securities held	% w.r.t Total Number of convertible securities of the same Class	
TOTAL				0	0.00	0	0.00	0.00


For TRINITY TRADELINK LIMITED


 Authorised Signatory/Director

(I)(d) Statement showing details of locked-in shares.

Sr. No.	Name of the shareholder	Number of locked-in shares	Locked-in shares as a percentage of total number of shares (i.e., Grand Total (A)+(B)+(C) indicated in Statement at para (I)(a) above)	Promoter / Promoter Group / Public
1			0	0.00
	TOTAL		0	0.00

For TRINITY TRADELINK LIMITED


Authorised Signatory/Director

(II)(a) Statement showing details of Depository Receipts (DRs)

Sr. No.	Type of outstanding DR (ADRs, GDRs, SDRs, etc.)	Number of outstanding DRs	Number of shares underlying outstanding DRs	Shares underlying outstanding DRs as a percentage of total number of shares {i.e., Grand Total (A)+(B)+(C) indicated in Statement at para (I)(a) above}
1		0	0	0
	TOTAL	0	0	0


For TRINITY TRADELINK LIMITED


Authorised Signatory/Director

(II)(b) Statement showing holding of Depository Receipts (DRs), where underlying shares held by 'promoter/promoter group' are in excess of 1% of the total number of shares.

Sr. No.	Name of the DR Holder	Type of outstanding DR (ADRs, GDRs, SDRs, etc.)	Number of shares underlying outstanding DRs	Shares underlying outstanding DRs as a percentage of total number of shares (i.e., Grand Total (A)+(B)+(C) indicated in Statement at para (I)(a) above)
1	TOTAL		0 0	0 0

FOR TRINITY TRADELINK LIMITED


Authorised Signatory, Director